




---

## Suggested Initial & Preventative Maintenance

### Changing Heater Filter


---




**TO AVOID INJURY AND SEALANT LEAKAGE RELIEVE PRESSURE ON PRIMARY PUMP**

**DO NOT TURN OFF PUMP HEATER GLAZING MATERIAL WILL HARDEN WHEN COOLED**

**GLOVES MUST BE WORN DURING MAINTANCE CONTENTS WILL BE HOT**



1. Turn off primary pump
2. Relieve pressure on metering pump
3. Remove pin to filter clasps and remove heated hose



4. With pliers remove clogged filter
5. Insert new filter into filter body
6. Reassemble in reverse order
7. Turn on primary pump and purge system