




Attached a mag base and indicator to the head of the sealer




Starting in the home corner zero the indicator over the rollers



Push the head around to each roller position and adjust height as needed







When extended the cleats on the cup should contact the bottom of the glass once the lips flatten out

Cup cleats contact glass when lips flatten out

