


400 spacer applicator
spacer routing


Drive pins
Auto roll orange pins
Manual roll red pins




Load roll and feed spacer thru fairlead



Feed spacer between vertical rollers and around the top idler roller




Feed spacer around lower idler




Make sure to feed spacer **between** roller and guide

Feed upward thru backer removal rollers
removing backer before feeding under red hold
down roller



Feed over front idler and down into tractor drive



Feed backer into vacuums making sure that it is flat on rollers no twist

